

mod.
GMB-I



Getto multiplo, quadrante bagnato, predisposto per moduli induttivi
Multi jet, wet dial, pre-equipped for inductive modules



Measuring Instrument Directive
2011/32/EU - Approved



IT-TD-KG0413
KIP-08021



IT

Getto multiplo, quadrante bagnato, trasmissione diretta. Predisposizione induttiva per l'installazione di moduli di trasmissione dati M-BUS cablati, wireless M-BUS, lancia impulsi di tipo amagnetico e LoRa.

ES

Chorro múltiple, esfera húmeda, de transmisión directa. Predisposición inductiva para módulos de telemetría M-Bus cable y wireless M-BUS, de pulsos no magnético y LoRa.

EN

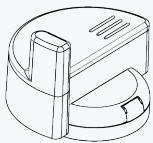
Multi-jet, wet dial, direct transmission. Inductive pre-equipment for the installation of data communication modules M-BUS wired and wireless M-BUS, non-magnetic pulse output and LoRa.

FR

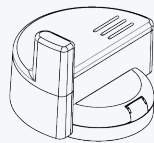
Jet multiple, cadran noyé, entraînement direct. Pre-équipement inductif pour modules de télérelève M-Bus filaire et radio M-BUS, avec émetteur d'impulsions amagnétique et LoRa.

Moduli compatibili — Compatible modules

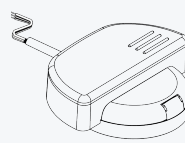
mod. IWM-TX3



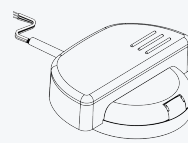
mod. IWM-LR3



mod. IWM-MB3



mod. IWM-PL3



Caratteristiche tecniche Technical features

Calibro - Size		DN (in)	15 (1/2")	20 (3/4")	25 (1")	32 (1"1/4)	40 (1"1/2)	50 (2")	
R=100H	Portata di sovraccarico Overload flow rate	Q ₄	m ³ /h	3,125	5	7,875	12,5	20	31,25
	Portata permanente Permanent flow rate	Q ₃	m ³ /h	2,5	4	6,3	10	16	25
R=100H	Portata di transizione Transitional flow rate	Q ₂	L/h	40	64	100,8	160	256	400
	Portata minima Min flow rate	Q ₁	L/h	25	40	63	100	160	250
R=160H	Portata di transizione Transitional flow rate	Q ₂	L/h	25	40	63	100	160	250
	Portata minima Min flow rate	Q ₁	L/h	15,63	25	39,38	62,5	100	156,25
Sensibilità Sensitivity		L/h	6		10		20		
Lettura minima Min reading		L	0,05						
Lettura massima Max reading		m ³	99.999			999.999			
Pressione max ammissibile Max admissible pressure		bar	16						

*Versione su richiesta solo acqua fredda/ Version on request only cold water

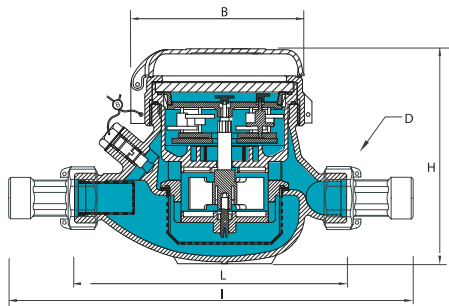
Versione base — Basic version

- › R100H↑
- › Solo versione acqua fredda (0,1 °C - 50 °C)
- › Trasmissione meccanica
- › Lettura diretta su 5 rulli numeratori (6 rulli numeratori su DN40 e DN50)
- › Quadrante bagnato
- › Coperchio girevole a 360° (DN15-DN32)
- › R100H↑
- › Cold water version only (0,1°C-50°C)
- › Mechanical transmission
- › Direct reading on 5 numeric rolls (6 numeric rolls on DN40 and DN50)
- › Wet dial
- › 360° rotating lid (DN15-DN32)

Su richiesta — Upon request

- › R160H↑ (Solo per acqua fredda 0,1 °C - 50 °C)
- › R160H↑ (Cold water only 0,1°C-50°C)

Dimensioni e pesi - Dimensions and Weights



Calibro - Size	DN (in)	15 (1/2")	20 (3/4")	25 (1")	32 (1"1/4)	40 (1"1/2)	50 (2")
L	mm	110-145-165-190	190	260	260	300	300
I	mm	190-225-245-270	288	360	380	440	460
H	mm	109	111	117	117	153	172
B	mm	100	100	104	104	126	160
D	in	3/4"	1"	1"1/4	1"1/2	2"	2"1/2
Pesi Weight	Kg	1,18-1,41	1,40	2,09	2,18	4,38	4,46-9,40

Filettatura/Threading: EN ISO 228-1:2003

I contatori DN50 possono essere forniti flangiati secondo ISO 7005-2 / EN 1092-2 PN16
The DN50 meters can be supplied flanged according to ISO 7005-2 / EN 1092-2 PN16

Posizione d'installazione - Installation position

R 100H↑ R 160H↑	x	x

